

# *Presentation metadata*

Open Data Support is funded by the European Commission under SMART 2012/0107 'Lot 2: Provision of services for the Publication, Access and Reuse of Open Public Data across the European Union, through existing open data portals'(Contract No. 30-CE-0530965/00-17).

© 2014 European Commission



## Training Module 2.1

# The Linked Open Government Data & Metadata Lifecycle

# *Learning objectives*

By the end of this training module you should have an understanding of:

- What a lifecycle for Linked Open Government Data (LOGD) is.
- The difference between supply and demand of data.
- The different steps of an LOGD lifecycle.
- Tools and best practices associated with each step in the lifecycle.

# *Content*

This module contains ...

- An overview of existing lifecycles for Linked Open Government Data (LOGD).
- An hybrid lifecycle for LOGD and metadata, covering both the supply and the demand side.
- An overview of existing technologies for LOGD and metadata – including the Open Data Interoperability Platform (ODIP).

# Different LOGD lifecycles

## The state of play

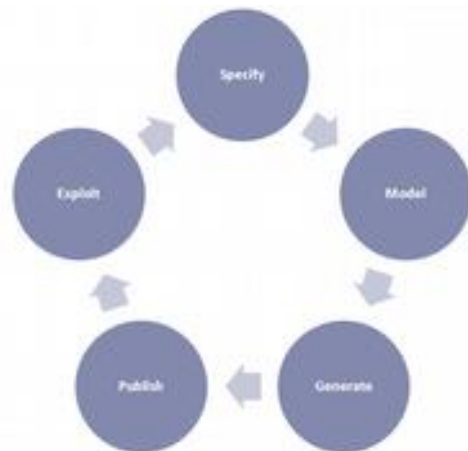
See also:

[http://www.w3.org/2011/gld/wiki/GLD\\_Life\\_cycle](http://www.w3.org/2011/gld/wiki/GLD_Life_cycle)

Hyland et al.

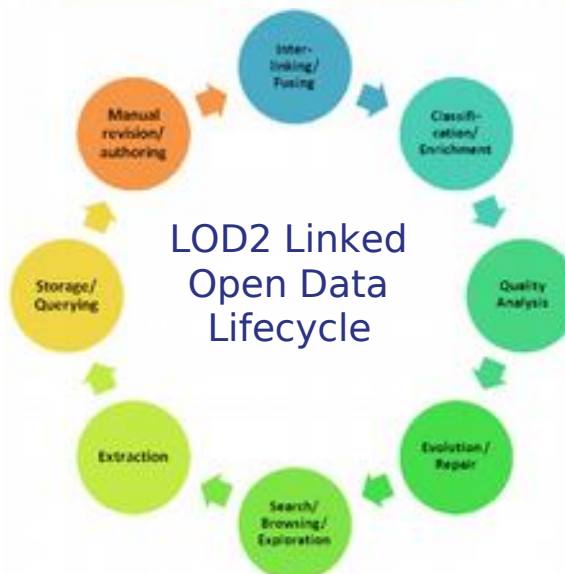


Hausenblas et al.

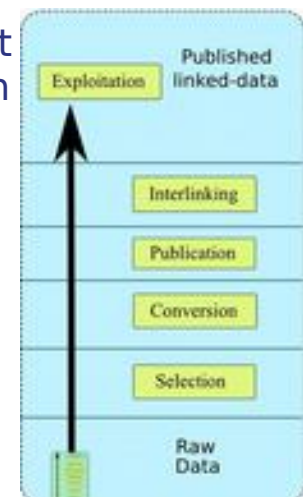


Villazon-Terrazas et al.

LOD2 Linked Open Data Lifecycle



Datalift Vision



OPEN DATA SUPPORT

Slide 4

# *Different LOGD lifecycles*

## *Observations*

- No standardised LOGD lifecycle.
- Most approaches agree on a core set of phases, e.g. identify model, publish.
- The current lifecycles mainly focus on the *supply* of open data:
  - 📖 Identification and selection of LOGD.
  - 📖 Modelling and cleansing of LOGD.
  - 📖 Publishing and linking of data.
- But what about the *demand* side?
  - 📖 Find and retrieve LOGD.
  - 📖 Integrate and reuse of open data.
  - 📖 Provide feedback on LOGD.

# What is metadata?

*“Metadata is structured information that describes, explains, locates, or otherwise makes it easier to retrieve, use, or manage an information resource. Metadata is often called data about data or information about information.”*


-- National Information Standards Organization

<http://www.niso.org/publications/press/UnderstandingMetadata.pdf>

## Dataset description (DCAT)

```
:weather1-7 a dcat:Dataset ;
  dct:title "Measurements from weather stations 1-7" ;
  dct:description "Data from seven weather stations
    showing temperature, humidity,
    wind direction and wind speed" ;
  dct:modified "2013-07-01" ;
  dct:publisher <http://myweather.com/id/myweather> ;
  dcat:keyword "weather" ;
  dcat:landingpage <http://myweather.com/stations1-7.html> ;
  dcat:distribution :weatherdata1-7.xlsx
.

:weatherdata1-7.xlsx a dcat:Distribution ;
  dct:format <http://publications.europa.eu/resource/authority/file-type/XLSX> ;
  dct:licence <http://creativecommons.org/licenses/by/4.0/> ;
  dcat:downloadURL <http://myweather.com/stations1-7.xlsx>
.
```



## Dataset

	Temp. °C	Humidity %	Wind direction	Wind speed km/h	
Station 1	18.1	60	WSW	18	
Station 2	17.5	59	WSW	20	
Station 3	18.2	55	SW	22	
Station 4	19.0	62	SW	18	
Station 5	18.0	65	WSW	19	
Station 6	18.2	63	SSW	21	
Station 7	17.9	61	SW	22	

# *Best practices for publishing your & metadata*

## **W3C Linked Data Cookbook**

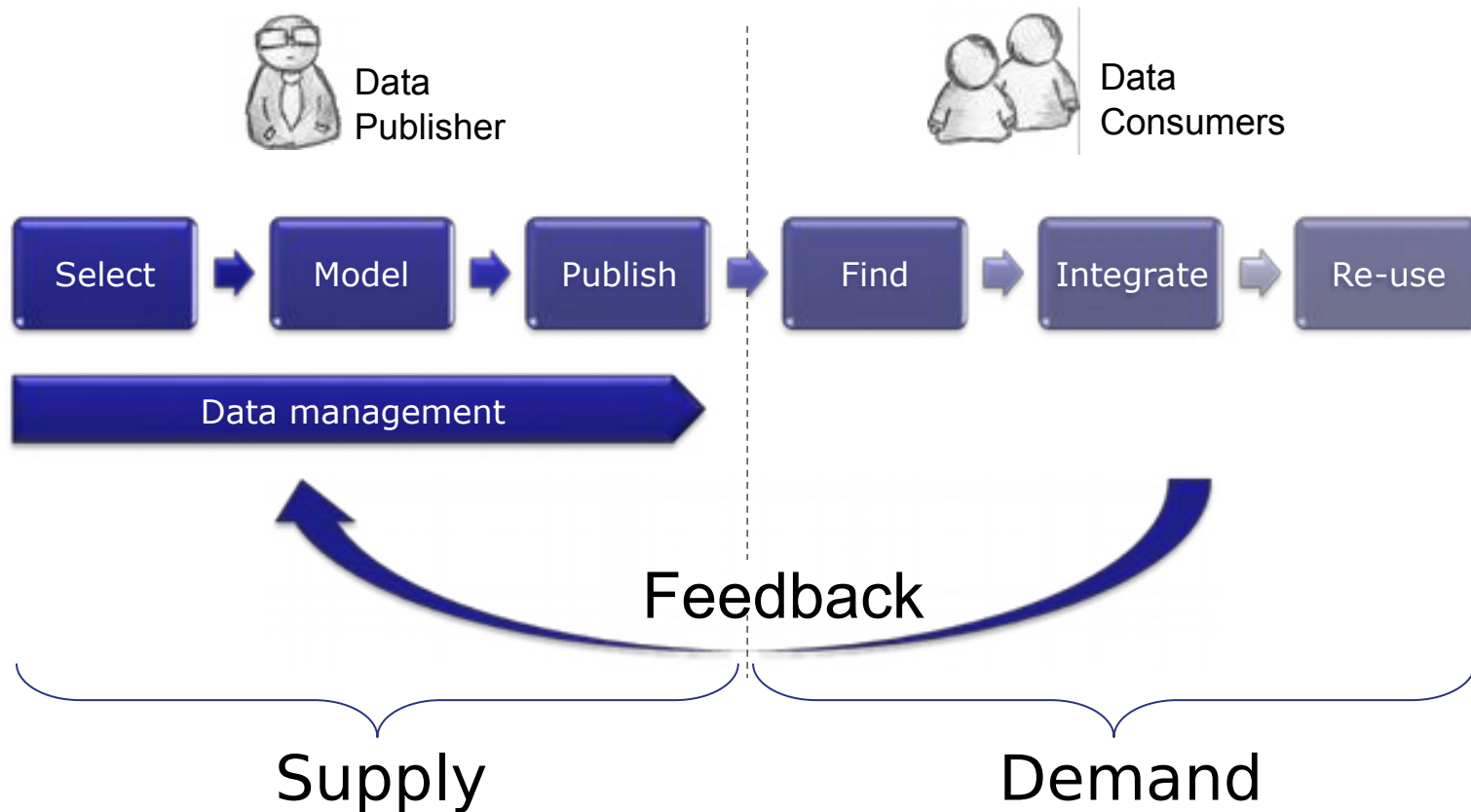
1. Model the data;
2. Name things with URIs;
3. Reuse existing vocabularies whenever possible;
4. Publish human and machine readable descriptions – ***metadata***;
5. Convert the data to RDF;
6. Specify an appropriate license;
7. Host the linked dataset and its metadata publicly and announce it!

### **See also:**

<http://www.w3.org/TR/gov-data/>

[http://www.w3.org/2011/gld/wiki/Linked\\_Data\\_Cookbook](http://www.w3.org/2011/gld/wiki/Linked_Data_Cookbook)

# *LOGD and metadata lifecycle focusing on supply and demand*





# LOGD & metadata supply

*Governments opening up their data and publishing it as data along with appropriate metadata descriptions.*

# *Selection of high-value data*

*Several dimensions can be considered in the selection process of Linked Open Government Data, both from the publisher's and the re-user's point of view:*

- **Transparency:** Does the publication of the dataset increase transparency and openness of the government towards its citizens?
- **Legal requirements:** Is there a law that makes open publication mandatory or is there no specific obligation?
- **Relation to public task:** Is the data the direct result of the primary public task of government or is it a product of a non-essential activity?
- **Current status of open publication:** Is the data already openly available or does it still need to be opened up?
- **Type of value:** Is the data useful for social engagement or does it have commercial value?
- **Audience:** Is the data primarily intended for the public or is it primarily aimed at back-office integration?

## *Selection based on transparency*

*In some cases the publication of a dataset can increase the transparency and openness of the government towards its citizens, e.g.:*

- Parliaments' data, such as election results.
- The way governmental budgets are spent.
- Staff cost of public administrations

All the above-mentioned examples contribute to the transparency of the way public administrations are working.

# *Selection based on legal requirements*

*Some data may be **covered by a law or regulation** that mandates its open publication, e.g.:*

- Text of laws, directives, regulations etc.
- Proposals and proceedings of parliament and committees.
- Election results.
- Public budgets and expenditures.
- Invitations to tender and contract awards.

*Other data may be the **by-product of government activity** and would be useful for citizens and business to have access to, e.g.:*

- Condition of infrastructure and public spaces (roads, trees) .
- Timetables of public transport and schedules of garbage collection.

# *Selection based on relation to public task*

*Some data may be **the direct result of the primary public task of government**, for example the functions listed in COFOG, e.g.:*

- Executive, legislative organs, financial/fiscal affairs etc.).
- Public order and safety.
- Environmental protection.
- Health.
- Culture.
- Education.

*Other data produced by government are **non-essential** (they could be – and sometimes are – provided by the private sector) e.g.:*

- Mapping for navigation (cf. Google Street View)
- Weather forecasts (cf. Weather Channel)

# *Selection based on status of openness*

*Some data is **already published** openly and electronically, e.g. (in some countries):*

- Cadastral information.
- Topographic maps.
- Traffic information.
- Weather forecasts.

*Other data may still be hidden from the public (maybe because it is hard to publish or includes personal data, sensitive data or is partly subject to third-party licensing).*

# *Selection based on type of value*

*Some data may have primarily **societal value**, e.g.:*

- Laws and parliamentary data (e.g. voting records of representatives)
- Pre-election information (e.g. programmes of political parties)
- eDemocracy and eParticipation (e.g. public consultations)

*Other data may have more **commercial value** (business model), e.g.:*

- Road maps, real-time traffic information
- Real-time weather information
- Business information

# *Selection based on type of audience*

*Some data is aimed at **society** (citizens and business), e.g.:*

- Legal information.
- eDemocracy, eParticipation and public consultation.
- Procurement.

*Other data are focused on **internal usage or for integration in the back office**, e.g.:*

- Various sources that are used for law enforcement.
- Service performance indicators.
- Job descriptions of civil servants.



# *Selection based on size of audience*

*Some data are aimed at **large audiences and mass markets**, e.g.:*

- Traffic information.
- Public transport.
- Election data.

*Other data are essential for **small groups of people and niche markets**, e.g.:*

- Information about facilities and financial support for people with special needs.
- Economic statistics.
- Court decisions.

## *High value from a re-users perspective*

*From a re-user's perspective, the value of a dataset depends primarily on its **use and re-use potential**, which can effectively lead to the generation of (new) **business models**.*

The use and re-use potential of a dataset is defined by:

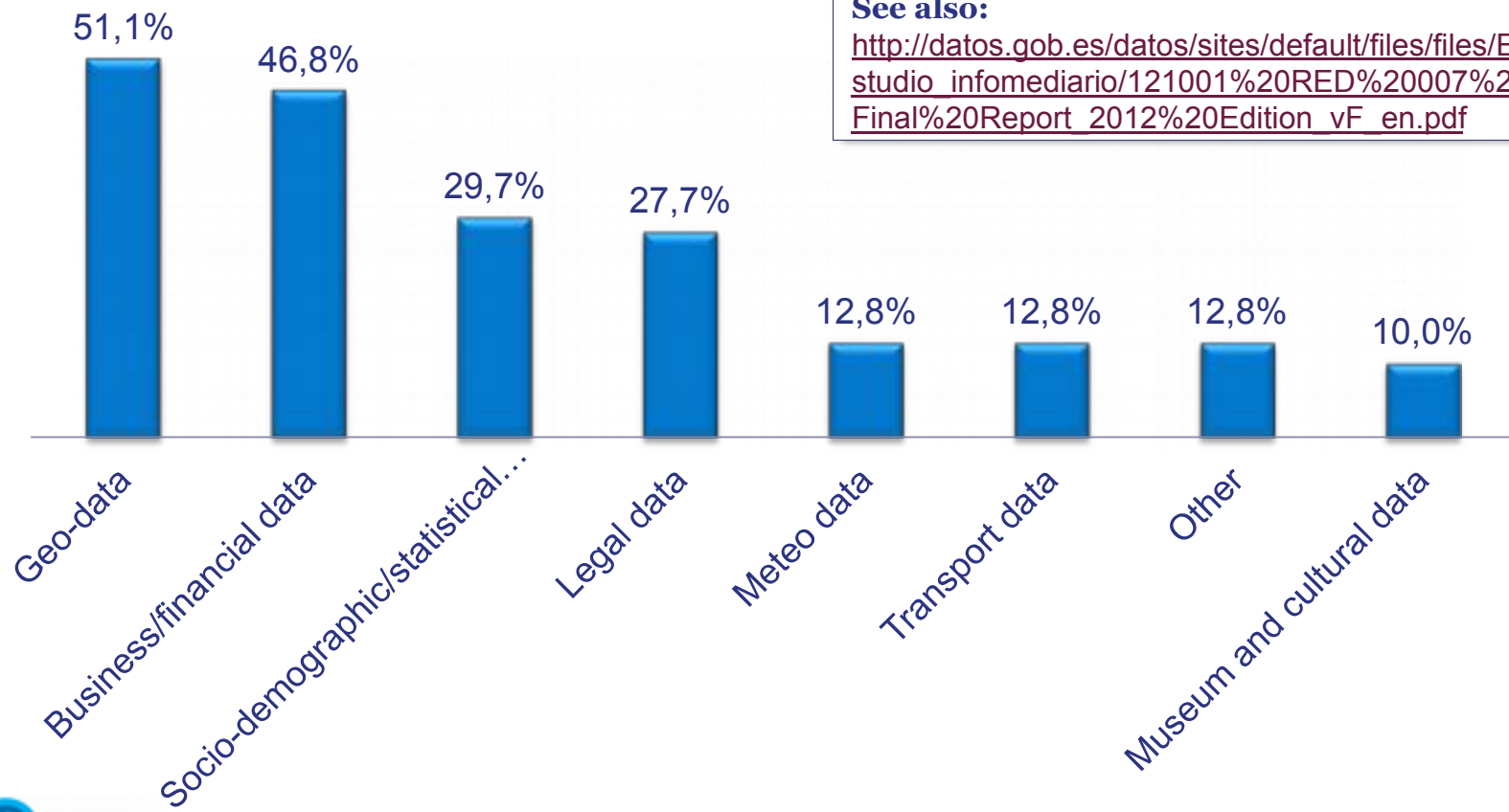
- The size and the dynamics of the target audience of the dataset; and
- The number of new and existing systems and services that are using the dataset.

*Opening up datasets with a high use and re-use potential leads to the **creation of new products and/or services** that have direct or indirect **economic or social impact** and/or positive **economic externalities**.*

# *Selection based on the needs of the audience*

## *What data do the reusers need/want?*

According to a Spanish study, the following types of information are reused the most by businesses:



**See also:**

[http://datos.gob.es/datos/sites/default/files/files/Estudio\\_infomediario/121001%20RED%20007%20Final%20Report\\_2012%20Edition\\_vF\\_en.pdf](http://datos.gob.es/datos/sites/default/files/files/Estudio_infomediario/121001%20RED%20007%20Final%20Report_2012%20Edition_vF_en.pdf)

# Datasets domains in European data portals

## Tags

View all tags

population local-government care disclosure s  
health children health-and-social  
transparency communities Spend  
health-well-being-and-care child finance educa  
NERC\_DDC nhs spend-transaction

Source:[<http://data.gov.uk/data>]

## Keywords

geospatial data (82)  
international trade (81)  
agriculture (77)  
environmental statistics (51)  
water (44)  
vector data (41)  
agricultural structure (39)  
balance of payments (38)  
EEA owned data sets (38)  
raster data (34)

Source:[<http://open-data.europa.eu/en/data/dataset/>]

## Search Europe's Public Data

Find datasets



Finance and Budgeting (436)

Social Questions (226)

Environment (215)

Transportation (196)

Education and Communication (188)

Agriculture, Fisheries, Forestry (176)

Population (145)

Economy and Industry (114)

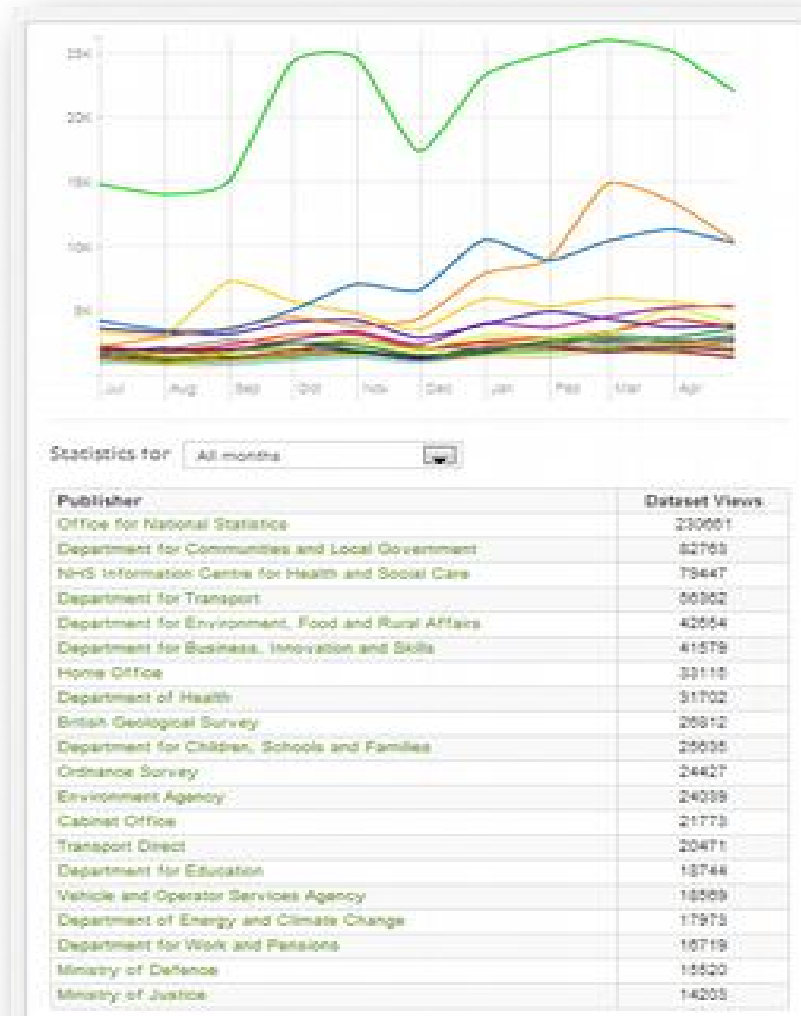
Health (79)

Source:[<http://publicdata.eu/>]

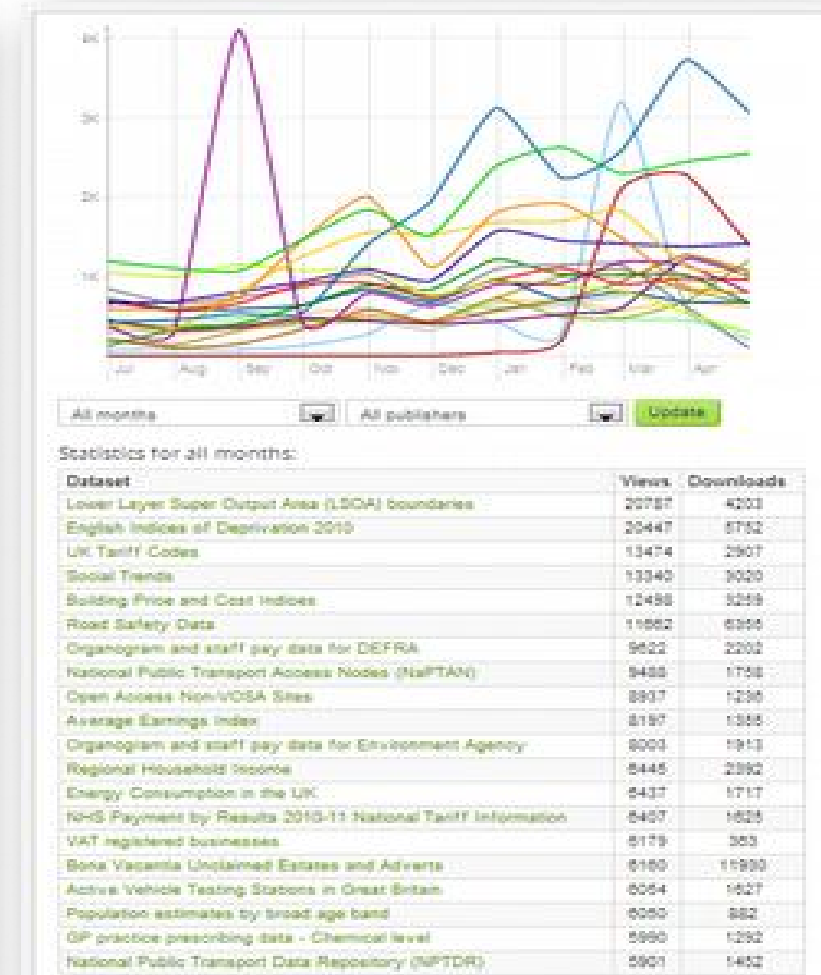
Metadata

# Which datasets are mostly viewed on Data.gov.uk

## Per publisher



## Per dataset



## *Modelling your data & metadata is about ...*

- Making your data available in a **structured, comprehensible** and **machine-readable** way.
- **Reusing** what already exists in terms of vocabularies and reference data.
- Reaching the right quality level by **cleansing** your data.
- Providing **licensing information** so that data consumers know what the conditions of reuse are.
- Providing a rich description (**metadata**).
- Using **semantic technologies** (RDF, HTTP URIs...) for describing your data.

# *Model your data - reuse if possible, mint if necessary*

- **Reuse** existing vocabularies **as much as possible**.

📖 If you determine there is no reusable, authoritative source for the specific domain, **create your own using**:

- RDF Schema (RDFS): Basic RDF vocabulary to describe the classes and properties of classes.
- Web Ontology Language (OWL): knowledge representation language for describing ontologies.

**See also:**

<http://www.slideshare.net/OpenDataSupport/model-your-data-metadata>  
<http://www.w3.org/TR/owl-features/>  
<http://www.w3.org/TR/rdf-schema/>

# Reuse common vocabularies to model and describe data ... (in RDF)



General purpose vocabularies: DCMI, RDFS



To name things: `rdfs:label`, `foaf:name`, `skos:prefLabel`



To describe people: FOAF, vCard, Core Person Vocabulary



To describe registered organisations: Registered Organisation Vocabulary



To describe addresses: vCard, Core Location Vocabulary



To describe public services: Core Public Service Vocabulary

***...and metadata...***



To describe datasets (metadata): DCAT, DCAT Application Profile, VoID



To describe projects: DOAP, ADMS.SW



To describe interoperability assets: ADMS



# Find reusable vocabularies Joinup

- Online platform for searching for and sharing interoperability assets described with ADMS.

Developed by the ISA Programme of the EC.

*More targeted.*

Refine the search results via the faceted search filters.

The screenshot shows the Joinup Advanced search interface. At the top, there's a navigation bar with the Joinup logo and the tagline 'Share and reuse interoperability solutions for public administrations'. Below this, a search bar contains the keyword 'organisation'. To the left of the search bar, there are several filter sections: 'Filtering by:' with checkboxes for 'Semantic Asset Projects' and 'Semantic Asset Releases'; 'Refine your search' with a 'Filter by type' dropdown; and a 'Repository of Origin' section with checkboxes for 'OSLO - Open Standards for Local Administrations in Flanders (1)', 'ListPoint - the open platform for code list standards (1)', 'Linked Open Vocabularies', 'Standardis.dk (2)', 'Standards and Reports (3)', 'ES1 Dex (3)', 'XRepository (7)', 'EU Semantic Interoperability Catalogue (12)', 'ESD Standards (12)', and 'Dutch Standardisation Forum - "Comply or explain"-standards (50)'. The search results section shows '1 to 20 of 112 results' and a list of results, including 'Organisation Type List' and 'Enterprise Competence Organisation Scheme'. A green circle with the number '1' is placed over the search bar, a blue circle with the number '2' is placed over the filter sections, and an orange circle with the number '3' is placed over the search results.

*More focused.*

1 Enter a search keyword to find interoperability assets available on different websites.

*More relevant.*

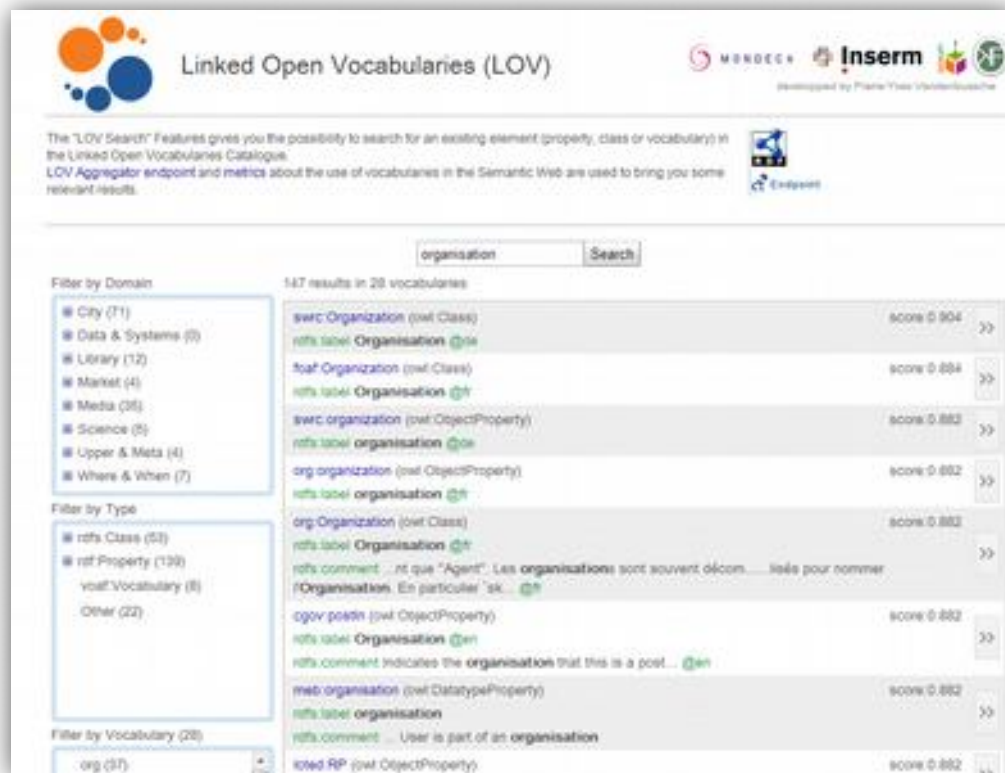
3 The search results contain a relevant description of the assets and the link from where they can be downloaded.

<http://joinup.ec.europa.eu/>

# Find reusable vocabularies

## Linked Open Vocabularies

- Provides easy access methods to the ecosystem of vocabularies .
- Makes the ways they link to each other explicit.
- Provides metrics on how they are used in the LOGD cloud.
- Developed by the Open Knowledge Foundation.



<http://lov.okfn.org/>

# *Cleansing your data & metadata*

*To ensure data and metadata can be published with an appropriate level of quality and minimum errors.*

This means:

- Fixing errors.
- Transforming/homogenising formats.
- Aligning inconsistencies in data and metadata.
- Removing duplicate/redundant information.
- Adding lacking information.
- Making sure the information is up-to-date.

**See also:**

<http://www.slideshare.net/OpenDataSupport/introduction-to-rdf-sparql>

Cleanse your data with Open Refine (Google Refine) -

<https://code.google.com/p/google-refine/>

# Cleansing data - example

Duplicate

Formatting  
issue

error

Company name	Registration date	Country	E-mail	# Establishments
Nikè	1991-04-28	Belgium	niké	7
BARCO	15 September 1986	BE	Barco@email.be	2
Nikè		België		
Coca-Cola		United States	coca@cola.com	3

Missing  
information

Inconsistent  
information

Redundant  
information

Cleansing  
operations

Company name	Registration date	Country	E-mail
Nikè	1991-04-28	BE	niké@sport.org
BARCO	1986-09-05	BE	Barco@email.be
Coca-Cola	1964-03-26	US	coca@cola.com

# *Model your metadata*

*The **DCAT Application profile for data portals in Europe** (DCAT-AP) is a specification based on the Data Catalogue vocabulary (DCAT) for describing public sector datasets in Europe.*

DCAT-AP improves the discovery of public sector datasets across borders and sectors.



**See also:**

[https://joinup.ec.europa.eu/asset/dcat\\_application\\_profile/description](https://joinup.ec.europa.eu/asset/dcat_application_profile/description)

# Use persistent Uniform Resource Identifiers (URI) naming things

Persistent URIs sets the foundations for Linked Data.



Follow the pattern

e.g. `http://{domain}/{type}/{concept}/{reference}`

Re-use existing identifiers

e.g. `http://education.data.gov.uk/id/school/123456`

Link multiple representations

e.g. `http://data.example.org/doc/foo/bar.html`

e.g. `http://data.example.org/doc/foo/bar.rdf`

Implement 303 redirects for real-world objects

e.g. `http://www.example.com/id/alice_brown`

Use a dedicated service

i.e. independent of the data originator

## 10 rules for persistent URIs



Avoid stating ownership

e.g. `http://education.data.gov.uk/ministry/education/id/school/123456`

Avoid version numbers

e.g. `http://education.data.gov.uk/doc/school/01/123456`

Avoid using auto-increment

e.g. `http://education.data.gov.uk/id/school1/123456`

e.g. `http://education.data.gov.uk/id/school1/123457`

Avoid query string

e.g. `http://education.data.gov.uk/doc/school?id=123456`

Avoid file extensions

`http://education.data.gov.uk/doc/schools/123456.csv`

### See also:

<http://www.slideshare.net/OpenDataSupport/design-and-manage-persistent-uris>

<https://joinup.ec.europa.eu/community/semic/document/10-rules-persistent-uris>

## *Licensing your data and metadata is about...*

- Informing potential reusers on how the **data and metadata** can be (re)used and/or adapted.
- Not associating your **data and metadata** with licensing information, is an important barrier for reuse and thus lowers the value opening your data will create.
- Open data should be, by definition, published under an **open license**.
- Metadata should be published under a licence indicating it is public domain to reinforce the reuse and discoverability of your data.

**See also:**

<http://www.slideshare.net/OpenDataSupport/licence-your-data-metadata>

# Open licenses

**See also:**

[http://discovery.ac.uk/files/pdf/Licensing\\_Open\\_Data\\_A\\_Practical\\_Guide.pdf](http://discovery.ac.uk/files/pdf/Licensing_Open_Data_A_Practical_Guide.pdf)

- Creative Commons (CC) (<http://creativecommons.org/licenses/>)
  - Attribution (BY): The creator of the work should be mentioned.
  - Non Commercial (NC): The work can not be used for commercial purposes.
  - No Derivatives (ND): The work cannot be adapted or merged with other work.
  - Share Alike (SA): The work can be adapted but must be attributed with the same license if you make it available.
  - CC Zero (CC0): The work is public domain
- Open Data Commons (<http://opendatacommons.org/licenses/>)
  - „Open Data Commons Attribution Licence (ODC-By): compatible with CC BY
  - Open Data Commons Open Database Licence (ODC-ODbL): compatible with CC BY SA)
  - Public Domain Dedication Licence (PDDL): compatible with CC Zero
- The Open Government Licence (<http://www.nationalarchives.gov.uk/doc/open-government-licence/>)



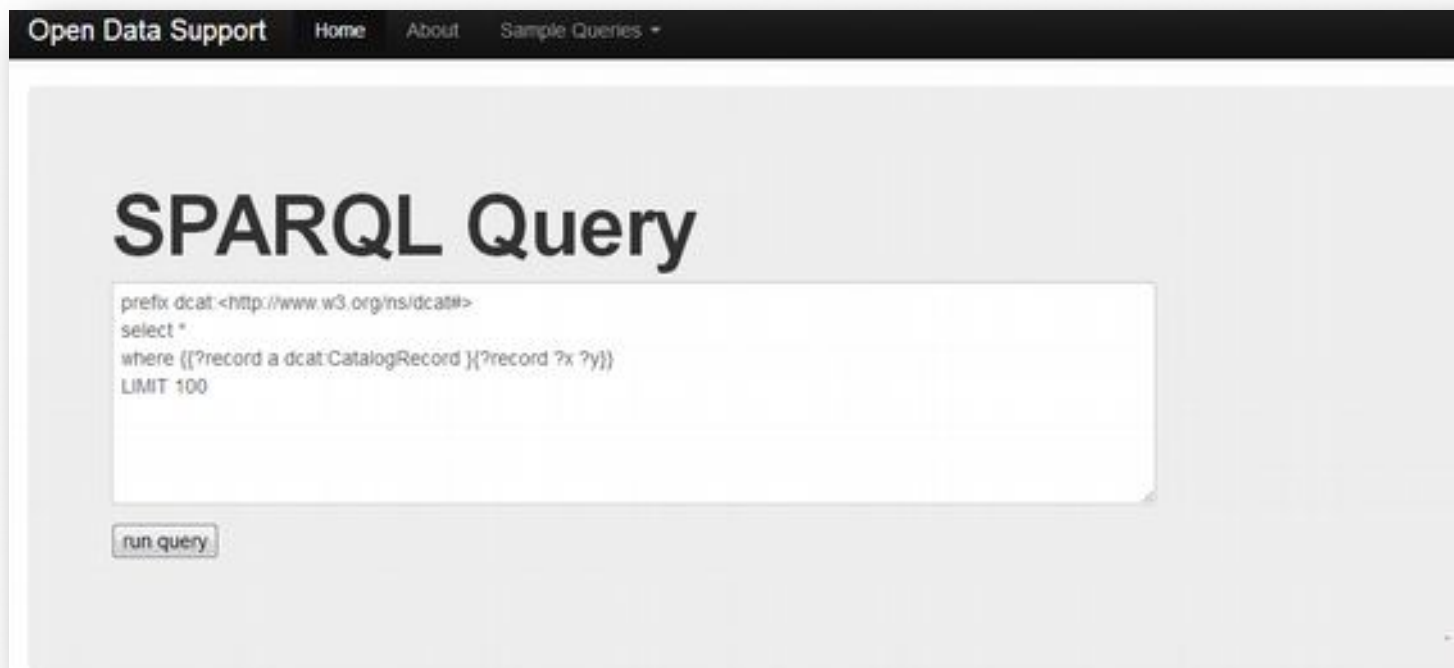
# *Publishing linked data is about ...*

***Breaking down the walls of the silos in order to create more value.***

- Making your data and metadata publically and easily accessible on the Web.
- Linking your data and metadata to other data (or metadata) in order to:
  - 📖 Attach meaning and content to it.
  - 📖 Give context to it.
  - 📖 Enrich it.
  - 📖 Allow people to discover more.

# Provide a SPARQL Endpoint

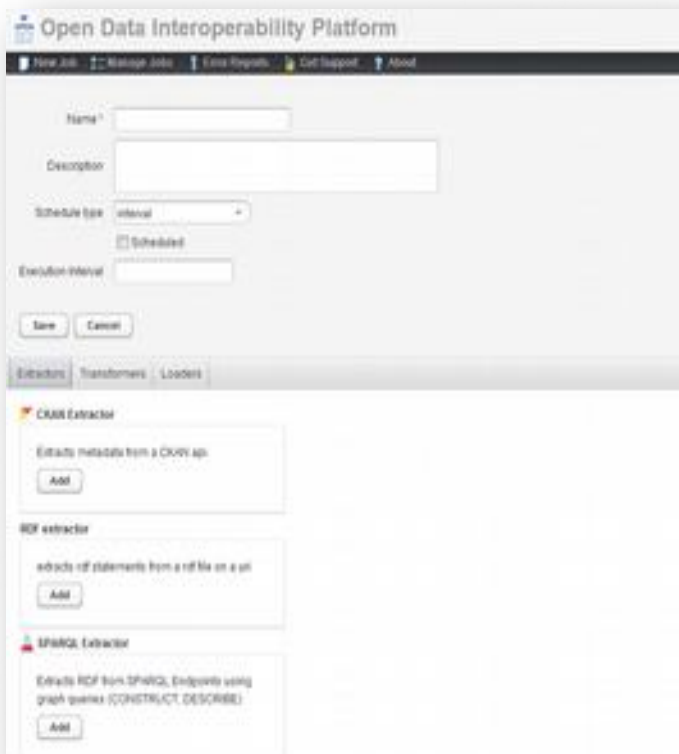
*A SPARQL Endpoint is a service that allows others to query your linked data (and/or metadata).*

A screenshot of the Open Data Support website's SPARQL Query interface. The page has a dark header with the text 'Open Data Support' and navigation links 'Home', 'About', and 'Sample Queries'. The main content area is light gray and features the title 'SPARQL Query' in large, bold, black letters. Below the title is a white text input box containing a SPARQL query: 'prefix dcat: <http://www.w3.org/ns/dcat#>', 'select \*', 'where {[?record a dcat:CatalogRecord ]}{?record ?x ?y}}', and 'LIMIT 100'. Below the input box is a small button labeled 'run query'.

<http://data.opendatasupport.eu>

# *Publish your metadata*

*Publish your metadata on a central data broker to give it more visibility and increase the reuse of your datasets.*



The screenshot shows the Open Data Interoperability Platform (ODIP) interface. At the top, there's a navigation bar with links: Home, Manage Jobs, Extra Registry, Get Support, and About. Below this is a form to add a new dataset. The form includes fields for Name, Description, Schedule type (set to 'interval'), and Execution interval. There are 'Save' and 'Cancel' buttons. Below the form, there are tabs for 'Extractors', 'Transformers', and 'Loaders'. Under the 'Extractors' tab, there are three sections: 'CRUISE Extractor' (Extracts metadata from a CRUISE api), 'RDF extractor' (extracts rdf statements from a rdf file on a file), and 'SPARQL Extractor' (Extracts RDF from SPARQL Endpoints using graph queries (CONSTRUCT, DESCRIBE)). Each section has an 'Add' button.

## **The Open Data Interoperability Platform (ODIP):**

- ODIP is a central data broker developed by the European Commission to enable the cross-border European search for datasets.
- ODIP data publishers and data portals to publish description metadata of datasets centrally.

### **See also:**

<http://www.slideshare.net/OpenDataSupport/promoting-the-re-use-of-open-data-through-odip>

## *Data & metadata management is about...*

- Managing the lifecycle of the data – creation, update and keeping up to data, and decommissioning of datasets.
- Managing the lifecycle of the metadata.
- Putting in place processes for making sure your data and metadata has an appropriate level of quality.
- Stating ownership of data(sets) and metadata.

**See also:**

<http://www.slideshare.net/OpenDataSupport/introduction-to-metadata-management>

# Collecting feedback from the reusers of your data

Ask feedback to the (potential) users of data:

- Which data do they need.
- How did they use the data.
- What did they think about the quality.
- Make sure that requests and fixes reach you – crowdsource data quality!

**Behoeftte aan meer data?**

Via onderstaand formulier kunt u een verzoek om overheidsdata insturen. We zullen dan bemiddelen tussen u en de overheidsinstantie van wie u data zou willen hebben. We kunnen geen garantie geven dat een aanvraag ook leidt tot het beschikbaar komen van data.

Voor vragen kunt u contact opnemen met [paul.suikerbuik@minbzk.nl](mailto:paul.suikerbuik@minbzk.nl).

We houden ons aan de [e-mailedraglijn voor overheden](#) van [burger@overheid.nl](mailto:burger@overheid.nl). Lees hier hoe Overheid.nl met uw [persoonsgegevens](#) omgaat. Velden aangegeven met een \* zijn verplicht.

Uw naam \*

  
Uw organisatie \*

[data.overheid.nl](http://data.overheid.nl)

 **DATA.GOV.UK** (beta)  
Opening up Government

Home Data Participate Data requests

Search Content | Forum | Blogs | Ideas | Consultation

Participate

[data.gov.uk](http://data.gov.uk)

# LOGD demand

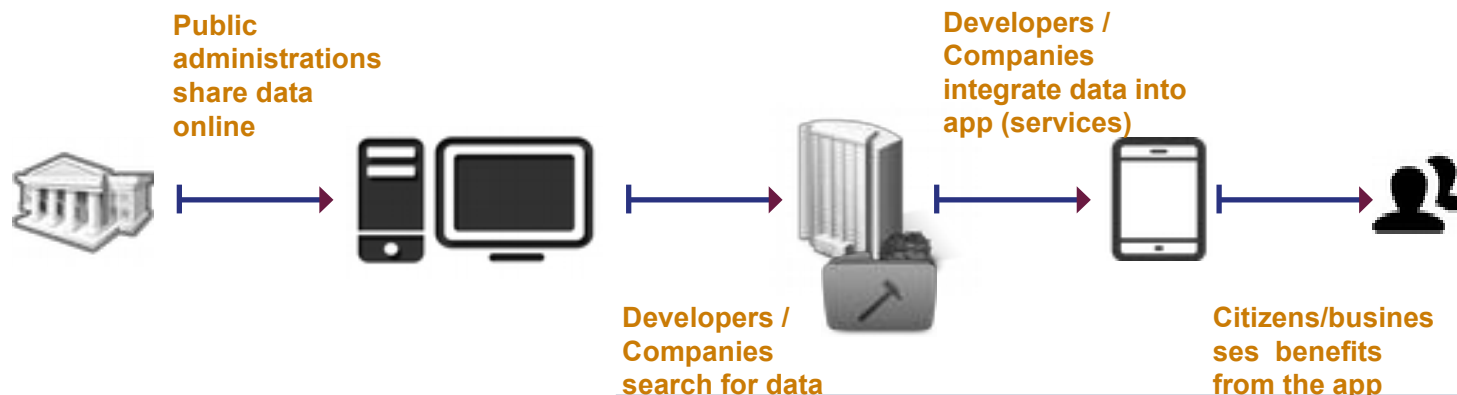
*The needs of businesses, entrepreneurs, researchers and governments for linked data.*

# *The LOGD lifecycle demand side is about ...*

Data reusers being able to

- find appropriate datasets;
- use the datasets for analysis, building apps and services;
- know what their government is doing (transparency);
- save costs.

## Publishing data



## Reusing data

# Where to find datasets?

Datasets are made available on various platforms spread across Europe.

*“A Data Broker collects the **metadata** from various open data platforms and publishes it using a **common metadata model**. This way the datasets are **searchable** in a **uniform way** from a **single point of access**.”*

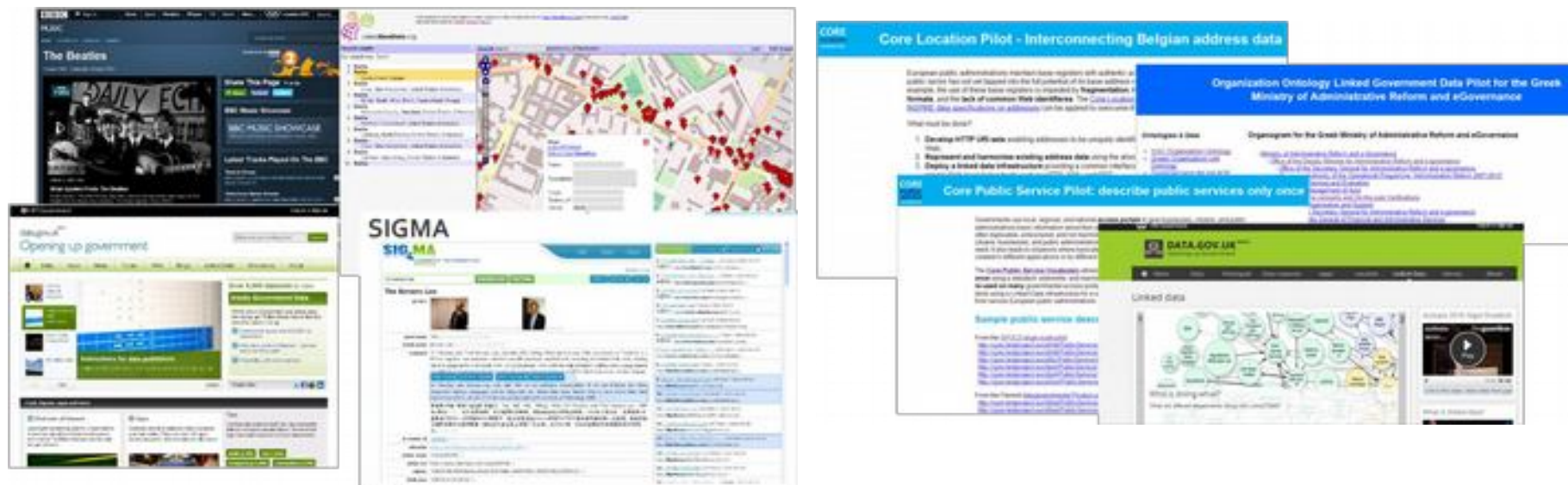
- Local Open Data Portals, e.g.
  - [opendatamanchester.org.uk](http://opendatamanchester.org.uk)
  - [Data.gent.be](http://Data.gent.be)
- Regional Open Data Portals e.g.
  - [opendata.regionpaca.fr](http://opendata.regionpaca.fr)
  - Open public data of the government of Catalonia
- National Open Data Portals
  - [Opendata.at](http://Opendata.at)
  - [opendata.lu](http://opendata.lu)
- European Open Data Portals, e.g.
  - [open-data.europa.eu](http://open-data.europa.eu)
- Open Data Brokers, e.g.
  - [Publicdata.eu](http://Publicdata.eu)
  - ODIP



A user looking can execute a SPARQL query on a **SPARQL endpoint** to find datasets or “filter his way” through the collection of datasets using a **faceted browser**.



# Integrating datasets and building apps & services



Some tools for integrating datasets:

- Karma (<http://www.isi.edu/integration/karma/>)
- Talend (<http://www.talend.com/products/data-integration>)

**See also:**

<http://www.slideshare.net/OpenDataSupport/introduction-to-linked-data-23402165>

# Publishing LoGD using Open Refine

## *Using Open Refine to model and publish open data started*

1. Install Open Refine from: <https://github.com/OpenRefine>
2. Install the RDF extension : <http://refine.deri.ie/>

And then...

- 1** Describe your data in a spreadsheet.
- 2** Create a project and upload it in Open Refine.
- 3** Map your data to appropriate RDF classes & properties.
- 4** Export the data in RDF.

# **1** *Describe your data in a spreadsheet*

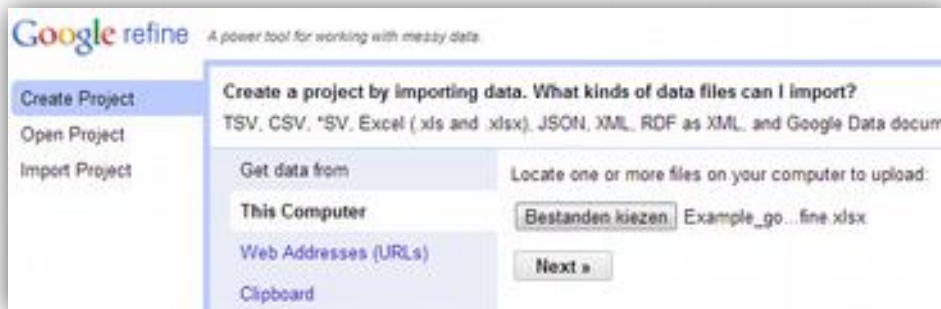
---

<b>Company_name</b>	<b>Registration date</b>	<b>Country</b>	<b>E-mail</b>
Nikè	1991-04-28	BE	niké@sport.org
BARCO	1986-09-05	BE	Barco@email.be
Coca-Cola	1964-03-26	US	coca@cola.com

---

## 2

## Create a project and upload it in Google Refine



Google refine A power tool for working with messy data.

Create Project  
Open Project  
Import Project

Create a project by importing data. What kinds of data files can I import?  
TSV, CSV, \*SV, Excel (.xls and .xlsx), JSON, XML, RDF as XML, and Google Data documents

Get data from  
This Computer  
Web Addresses (URLs)  
Clipboard

Locate one or more files on your computer to upload:  
Bestanden kiezen Example\_google\_line.xlsx

Next »

Upload the spreadsheet

Select relevant tabs



Google refine A power tool for working with messy data.

Create Project  
Open Project  
Import Project

« Start Over Configure Parsing Options

	URI	Company_name	Registration_date	Country	E-mail
1.	http://www.example.org/org/1234	Nike	1991-04-28	BE	niké@sport.org
2.	http://www.example.org/org/2345	BARCO	1986-09-05	BE	Barco@email.be
3.	http://www.example.org/org/3456	Coca-Cola	1964-03-26	US	coca@cola.com

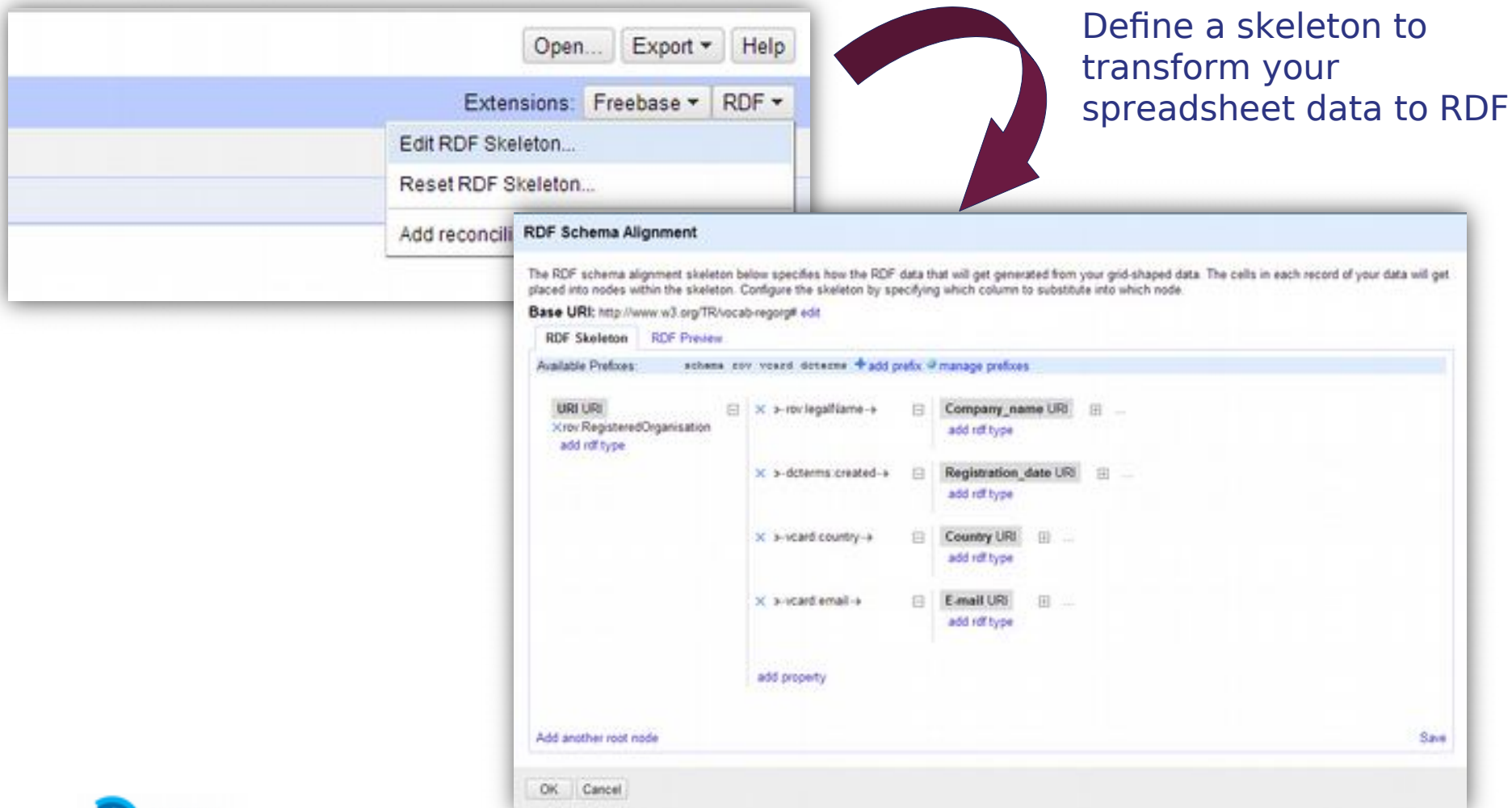
Create the project

3 rows

Show as: rows records      Show: 5 10 25 50 rows

 All	 URI	 Company_name	 Registration_da	 Country	 E-mail
  1.	<a href="http://www.example.org/org/1234">http://www.example.org/org/1234</a>	Nike	1991-04-28	BE	niké@sport.org
  2.	<a href="http://www.example.org/org/2345">http://www.example.org/org/2345</a>	BARCO	1986-09-05	BE	Barco@email.be
  3.	<a href="http://www.example.org/org/3456">http://www.example.org/org/3456</a>	Coca-Cola	1964-03-26	US	coca@cola.com

### 3 *Map your data to appropriate RDF classes & properties (model your data)*



Open... Export Help

Extensions: Freebase RDF

Edit RDF Skeleton...

Reset RDF Skeleton...

Add reconciliation

#### RDF Schema Alignment

The RDF schema alignment skeleton below specifies how the RDF data that will get generated from your grid-shaped data. The cells in each record of your data will get placed into nodes within the skeleton. Configure the skeleton by specifying which column to substitute into which node.

Base URI: <http://www.w3.org/TR/vocab-reqorg/> [edit](#)

RDF Skeleton RDF Preview

Available Prefixes: schema xov vocard dcterms [+ add prefix](#) [manage prefixes](#)

URI URI xrov:RegisteredOrganisation <a href="#">add rdf type</a>	X xrov:legalName ->	Company_name URI <a href="#">add rdf type</a>
	X x-dcterms:created ->	Registration_date URI <a href="#">add rdf type</a>
	X x-vcard:country ->	Country URI <a href="#">add rdf type</a>
	X x-vcard:email ->	E-mail URI <a href="#">add rdf type</a>
	<a href="#">add property</a>	

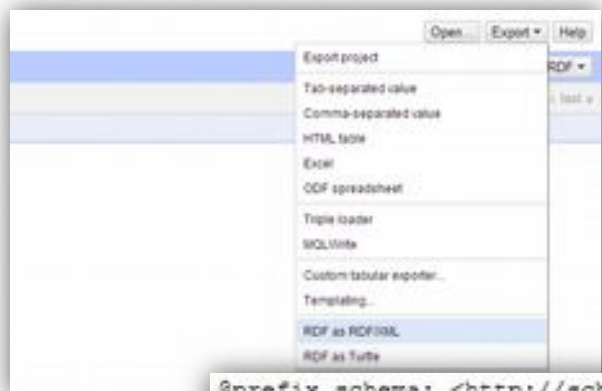
[Add another root node](#) [Save](#)

OK Cancel

Define a skeleton to transform your spreadsheet data to RDF



## 4 *Export your data to RDF/XML or Turtle*



```
@prefix schema: <http://schema.org/> .
@prefix rov: <http://www.w3.org/TR/vocab-regorg/> .
@prefix vcard: <http://www.w3.org/2006/vcard/ns#> .
@prefix dcterms: <http://purl.org/dc/terms/> .

<http://www.example.org/org/1234> a <http://www.w3.org/TR/vocab-regorg#RegisteredOrganisation> ;
    <http://www.w3.org/TR/vocab-regorg#legalName> <http://www.w3.org/TR/vocab-regorg#Niké> ;
    dcterms:created <http://www.w3.org/TR/vocab-regorg#1991-04-28> ;
    vcard:country <http://www.w3.org/TR/vocab-regorg#BE> ;
    vcard:email <http://www.w3.org/TR/vocab-regorg#niké@sport.org> .

<http://www.example.org/org/2345> a <http://www.w3.org/TR/vocab-regorg#RegisteredOrganisation> ;
    <http://www.w3.org/TR/vocab-regorg#legalName> <http://www.w3.org/TR/vocab-regorg#BARCO> ;
    dcterms:created <http://www.w3.org/TR/vocab-regorg#1986-09-05> ;
    vcard:country <http://www.w3.org/TR/vocab-regorg#BE> ;
    vcard:email <http://www.w3.org/TR/vocab-regorg#Barco@email.be> .

<http://www.example.org/org/3456> a <http://www.w3.org/TR/vocab-regorg#RegisteredOrganisation> ;
    <http://www.w3.org/TR/vocab-regorg#legalName> <http://www.w3.org/TR/vocab-regorg#Coca-Cola> ;
    dcterms:created <http://www.w3.org/TR/vocab-regorg#1964-03-26> ;
    vcard:country <http://www.w3.org/TR/vocab-regorg#US> ;
    vcard:email <http://www.w3.org/TR/vocab-regorg#coca@cola.com> .
```



# The LOD2 Stack

*tools for publishing and querying LOGD*

# Publishing your data with the LOD2 Stack

*“The LOD2 stack is an integrated distribution of aligned tools which support the lifecycle of Linked (Open) Data from extraction, authoring/creation over enrichment, interlinking, fusing to visualization and maintenance. The stack comprises tools from the LOD2 partners and third parties.”*



Source: [<http://stack.lod2.eu/>]

## *Silk - A tool for linking your data*

*“The Silk framework is a tool for discovering relationships between data items within different Linked Data sources.*

*Data publishers can use Silk to set RDF links from their data sources to other data sources on the Web.”*

For download and more information:

<http://wifo5-03.informatik.uni-mannheim.de/bizer/silk>

# Conclusions

- The LOGD and metadata lifecycle should address both the supply and demand side.
- Choosing on which data and metadata to open up means taking into account different dimensions.
- Modelling is about getting the data and metadata structured and reaching an appropriate quality level.
- Publishing is about making the data and metadata public, easily accessible and searchable.
- Data and metadata management should ensure that processes and policies are in place to govern the lifecycle of data and metadata.
- The data publisher should provide means to receive feedback from the data reuser – sensing demand and crowd sourcing quality.
- Several tools are available for modelling and publishing LOGD –few are at production-level quality.

## Group questions



<http://www.visualpharm.com>

Do you have any data and/or metadata governance methodology at the corporate level?



<http://www.visualpharm.com>

Is there supply and demand for (Linked) Open Government Data in your country? If so, who provides what to whom?



<http://www.visualpharm.com>

In your opinion, what are the main obstacles to the provision of (Linked) Open Government Data in your country?

**Take also the online test here**

**Thank you!**  
**...and now YOUR question**

# *This presentation has been created by Open Data Support*

## **Disclaimers**

1. The views expressed in this presentation are purely those of the authors and may not, in any circumstances, be interpreted as stating an official position of the European Commission.

The European Commission does not guarantee the accuracy of the information included in this presentation, nor does it accept any responsibility for any use thereof.

Reference herein to any specific products, specifications, process, or service by trade name, trademark, manufacturer, or otherwise, does not necessarily constitute or imply its endorsement, recommendation, or favouring by the European Commission.

All care has been taken by the author to ensure that s/he has obtained, where necessary, permission to use any parts of manuscripts including illustrations, maps, and graphs, on which intellectual property rights already exist from the titular holder(s) of such rights or from her/his or their legal representative.

2. This presentation has been carefully compiled by PwC, but no representation is made or warranty given (either express or implied) as to the completeness or accuracy of the information it contains. PwC is not liable for the information in this presentation or any decision or consequence based on the use of it. PwC will not be liable for any damages arising from the use of the information contained in this presentation. The information contained in this presentation is of a general nature and is solely for guidance on matters of general interest. This presentation is not a substitute for professional advice on any particular matter. No reader should act on the basis of any matter contained in this publication without considering appropriate professional advice.

Authors:

Michiel De Keyzer, Nikolaos Loutas and Stijn Goedertier

# References

Slide 5:

- GLD Life cycle. W3C. [http://www.w3.org/2011/gld/wiki/GLD\\_Life\\_cycle](http://www.w3.org/2011/gld/wiki/GLD_Life_cycle)

Slide 8:

- Linked Data Cookbook. W3C.  
[http://www.w3.org/2011/gld/wiki/Linked\\_Data\\_Cookbook](http://www.w3.org/2011/gld/wiki/Linked_Data_Cookbook)

Slide 14:

- United Nations Statistics Division. COFOG (Classification of the Functions of Government). <http://unstats.un.org/unsd/cr/registry/regcst.asp?Cl=4>

Slide 21:

- Characterization Study of the Infomediary Sector - 2012 Edition. Datos.gob.es.  
[http://datos.gob.es/datos/sites/default/files/files/Estudio\\_infomediario/121001%20RED%20007%20Final%20Report\\_2012%20Edition\\_vF\\_en.pdf](http://datos.gob.es/datos/sites/default/files/files/Estudio_infomediario/121001%20RED%20007%20Final%20Report_2012%20Edition_vF_en.pdf)

Slide 21:

- <http://data.gov.uk/data>
- <http://publicdata.eu/>
- <http://open-data.europa.eu/en/data/dataset>

Slide 21:

- <http://data.gov.uk/data/site-usage/publisher?month=>
- <http://data.gov.uk/data/site-usage/dataset>

Slide 24-25:

- Cookbook for translating Data Models to RDF Schemas. IAS Programme.  
<https://joinup.ec.europa.eu/community/semic/document/cookbook-translating-data-models-rdf-schemas>

Slide 26:

- ADMS Brochure. ISA Programme.  
<https://joinup.ec.europa.eu/elibrary/document/adms-brochure>

Slide 27:

- <http://lov.okfn.org/>

Slide 29:

- DCAT application profile for data portals in Europe. ISA Programme.  
[https://joinup.ec.europa.eu/asset/dcat\\_application\\_profile/description](https://joinup.ec.europa.eu/asset/dcat_application_profile/description)

Slide 31:

- 10 Rules for Persistent URIs. ISA Programme.  
<https://joinup.ec.europa.eu/community/semic/document/10-rules-persistent-uris>

Slide 32-33:

- Licensing Open Data: A Practical Guide. Naomi Korn and Professor Charles Oppenheim.  
[http://discovery.ac.uk/files/pdf/Licensing\\_Open\\_Data\\_A\\_Practical\\_Guide.pdf](http://discovery.ac.uk/files/pdf/Licensing_Open_Data_A_Practical_Guide.pdf)

Slide 51:

- Announcement of intermediate LOD2 Stack release, March 2012. Martin Kaltenboeck. <http://lod2.eu/BlogPost/1034-announcement-of-intermediate-lod2-stack-release-march-2012.html>

Slide 52:

- Silk - A Link Discovery Framework for the Web of Data. University of Mannheim.  
<http://wifo5-03.informatik.uni-mannheim.de/bizer/silk/>



## Further reading (1/2)



Linked Data Cookbook. W3C.

[http://www.w3.org/2011/gld/wiki/Linked\\_Data\\_Cookbook](http://www.w3.org/2011/gld/wiki/Linked_Data_Cookbook)



# Cookbook for translating Data Models to RDF Schemas. ISA Programme.

<https://joinup.ec.europa.eu/community/semic/document/cookbook-translating-data-models-rdf-schemas>



Publishing Open Government Data. Daniel Bennett & Adam Harvey.

<http://www.w3.org/TR/gov-data/>

N. Korn & C. Oppenheim, Licensing Open Data: A Practical Guide.

[http://discovery.ac.uk/files/pdf/Licensing\\_Open\\_Data\\_A\\_Practical\\_Guide.pdf](http://discovery.ac.uk/files/pdf/Licensing_Open_Data_A_Practical_Guide.pdf)

## Further reading (2/2)



Linked Open Data: The Essentials. Florian Bauer, Martin Kaltenböck.  
<http://www.semantic-web.at/LOD-TheEssentials.pdf>



Linked Data: Evolving the Web into a Global Data Space. Tom Heath and Christian Bizer.  
<http://linkeddatabook.com/editions/1.0/>



Linked Open Government Data. Li Ding Qualcomm, Vassilios Peristeras and Michael Hausenblas.  
<http://ieeexplore.ieee.org/stamp/stamp.jsp?tp=&arnumber=6237454>



EUCLID - Course 1: Introduction and Application Scenarios  
<http://www.euclid-project.eu/modules/course1>

## *Related projects and initiatives (1)*



LOD2 Technology Stack, <http://stack.lod2.eu/>



Open Data Publishing Pipeline DERI, <http://sw.deri.ie/content/odpp>



W3C Linked Data Cookbook,  
[http://www.w3.org/2011/gld/wiki/Linked\\_Data\\_Cookbook](http://www.w3.org/2011/gld/wiki/Linked_Data_Cookbook)



Cookbook for translating Data Models to RDF Schemas,  
<https://joinup.ec.europa.eu/community/semic/document/cookbook-translating-data-models-rdf-schemas>

## *Related projects and initiatives (2)*



EUCLID FP7 Project, <http://projecteuclid.org/>



LOD Around The Clock FP7 project, <http://latc-project.eu/>



Generic Statistical Business Process Model,  
<http://www1.unece.org/stat/platform/display/GSBPM/Generic+Statistical+Business+Process+Model+Paper>

# *Be part of our team...*

## *Find us on*



Open Data Support

<http://www.slideshare.net/OpenDataSupport>



Open Data Support

<http://goo.gl/y9ZZI>

## *Follow us*



@OpenDataSupport

## *Join us on*



<http://www.opendatasupport.eu>

## *Contact us*

[contact@opendatasupport.eu](mailto:contact@opendatasupport.eu)